

which contains magnetically nonequivalent silylene protons (the structure of  $C_2$  symmetry is logically to be expected from rearrangement of the bridged isomer A). At  $150^\circ$ , II undergoes further reaction yielding *closo*- $C_3B_3H_7$ ,<sup>9</sup> 4-SiH<sub>3</sub>C<sub>2</sub>B<sub>4</sub>H<sub>7</sub>, C<sub>2</sub>B<sub>4</sub>H<sub>8</sub>, and solids.

Attempts to prepare the dimethylsilylene analog of I,  $\mu, \mu'$ -Si(CH<sub>3</sub>)<sub>2</sub>(C<sub>2</sub>B<sub>4</sub>H<sub>7</sub>)<sub>2</sub>, by reaction of Si(CH<sub>3</sub>)<sub>2</sub>Cl<sub>2</sub> with NaC<sub>2</sub>B<sub>4</sub>H<sub>7</sub> have been unsuccessful, suggesting possible inhibition by close steric interaction of the methyl groups with the carborane cages.

**Acknowledgments.** We are grateful to Mr. Richard Torian and Dr. Vernon Miller for assistance in obtaining the mass spectra and nmr spectra, respectively. This work was supported by the Office of Naval Research.

(9) M. L. Thompson and R. N. Grimes, *J. Amer. Chem. Soc.*, **93** 6677 (1971).

Alton Tabereaux, Russell N. Grimes\*

Department of Chemistry, University of Virginia  
Charlottesville, Virginia 22901

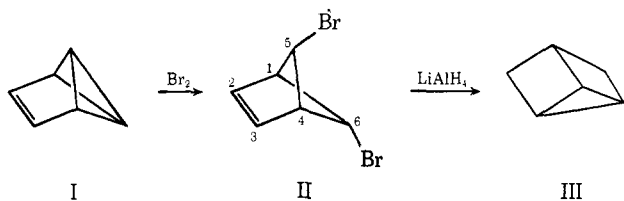
Received April 13, 1972

### Uses of Benzvalene in Synthesis. A Synthesis of Tricyclo[2.2.0.0<sup>2,6</sup>]hexane

Sir:

Since the valence tautomer of benzene, benzvalene (I), has become readily available,<sup>1</sup> we have been studying its chemistry, and we are reporting here its uses in the synthesis of other ring systems. Particularly interesting is a conversion of benzvalene in two steps, as shown in Scheme I, to tricyclo[2.2.0.0<sup>2,6</sup>]hexane (III),<sup>2</sup>

Scheme I



the parent of a ring system that is very simple, yet extremely rare.<sup>2,3</sup>

If one considers the large number of interesting products that might result after electrophilic attack on benzvalene, the observed result of bromine addition, that only a single product forms, seems remarkable,<sup>4</sup> especially as the isomer formed is not the thermodynamically favored one and the double bond, a usual site of electrophilic attack, is unaffected.<sup>5</sup> The solitary product has structure II. It is formed when 5% bromine in CCl<sub>4</sub> is added to solutions of benzvalene in ether at  $-10$  to  $0^\circ$  until the bromine color no longer dis-

(1) T. J. Katz, E. J. Wang, and N. Acton, *J. Amer. Chem. Soc.*, **93**, 3782 (1971). Yields now average 45%.

(2) D. M. Lemal and K. S. Shim, *ibid.*, **86**, 1550 (1964).

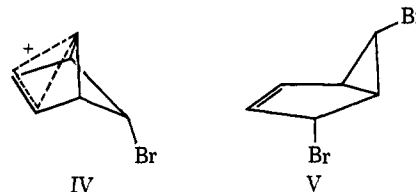
(3) (a) J. Meinwald and J. K. Crandall, *ibid.*, **88**, 1292 (1966); (b) S. Masamune and K. Fukumoto, *Tetrahedron Lett.*, 4647 (1965).

(4) The dihydro derivative, tricyclo[3.1.0.0<sup>4,6</sup>]hexane [D. M. Lemal and K. S. Shim, *Tetrahedron Lett.*, 3231 (1964)], with Br<sub>2</sub> in CCl<sub>4</sub> gives complex material.

(5) Aqueous acid gives bicyclo[3.1.0]hexen-4-ol.<sup>1,6</sup>

(6) J. A. Berson and N. M. Hasty, Jr., *J. Amer. Chem. Soc.*, **93**, 1549 (1971).

charges.<sup>7</sup> The yield, determined using proton nmr spectroscopy after solvents are removed at  $0^\circ$  and reduced pressure, is quantitative.<sup>8</sup> The structure of the product is proven by its reduction<sup>9</sup> giving bicyclo[2.1.1]hexane,<sup>11</sup> and by its proton nmr spectrum showing expectedly simple resonances<sup>12</sup> including two of characteristic multiplicity<sup>13</sup> for the protons adjacent to bromine atoms. The reason bromine adds to benzvalene as it does is possibly that initial electrophilic attack occurs from behind the central bond, where electron density is concentrated,<sup>14,14e</sup> to give carbonium ion IV, which like analogous species is stabilized by delo-



calization and reacts stereospecifically with nucleophiles.<sup>15</sup>

The dibromide II is thermally unstable, carbon tetrachloride solutions rearranging to *exo,anti*-4,6-dibromobicyclo[3.1.0]hexene (V)<sup>16</sup> in 98% yield with a half-life of 2 hr at  $37^\circ$ .<sup>17,17a</sup> The structure of the rearrangement product is proven by its reduction<sup>18</sup> giving bicyclo[3.1.0]hexene<sup>20</sup> and by its proton nmr spectrum showing

(7) The halogens must inductively protect the olefin [*cf.* J. R. Shelton and L. Lee, *J. Org. Chem.*, **25**, 428 (1960)].

(8) The measured yield was 100.3% with nitrobenzene as internal standard.

(9) Hydrogenation (PtO<sub>2</sub>, ethyl acetate); then (C<sub>6</sub>H<sub>5</sub>)<sub>3</sub>SnH to remove bromine.<sup>10</sup>

(10) H. G. Kuivila and L. W. Menapace, *J. Org. Chem.*, **28**, 2165 (1963).

(11) The nmr spectrum is distinctive: R. Srinivasan, *J. Amer. Chem. Soc.*, **83**, 4923 (1961).

(12) In CCl<sub>4</sub>:  $\tau$  3.22 (H<sub>2</sub>,  $J = 2.0$  Hz, triplet), 6.85 (H<sub>1</sub>,  $J = 2.0$  Hz, quartet), 4.14 (H<sub>6</sub>,  $J = 2.0$  Hz, triplet), 5.37 (H<sub>5</sub>, singlet).

(13) J. R. Scheffer and R. A. Wostradowski, *Chem. Commun.*, 144 (1971), and references therein.

(14) (a) M. Pomerantz and E. W. Abrahamson, *J. Amer. Chem. Soc.*, **88**, 3970 (1966); (b) M. Pomerantz, G. W. Gruber, and R. M. Wilke, *ibid.*, **90**, 5040 (1968); (c) J. M. Schulman and G. J. Fisanick, *ibid.*, **92**, 6653 (1970); (d) M. D. Newton and J. M. Schulman, *ibid.*, **94**, 767 (1972).

(14e) NOTE ADDED IN PROOF. Deuterium labeling experiments show that this is only in part correct. The major pathway from I to II is initiated by attack on the double bond followed by a Wagner-Meerwein rearrangement. Benzvalene deuterated at C<sub>5</sub> and C<sub>6</sub> (*n*-BuLi-ether, D<sub>2</sub>O, twice, 94% deuterated) gives i and ii in the ratio 87:13 [integration of the proton nmr:  $\tau$  3.22 (H<sub>2,3</sub>, m, 1.24 H), 4.14 (H<sub>6</sub>, t, 0.92 H), 5.37 (H<sub>5</sub>, s, 0.065 H), 6.85 (H<sub>1,4</sub>, t, 1.90 H)].



(15) (a) S. Masamune, S. Takada, N. Nakatsuka, R. Vukov, and E. N. Cain, *ibid.*, **91**, 4322 (1969); (b) S. Winstein, M. Shatavsky, C. Norton, and R. B. Woodward, *ibid.*, **77**, 4183 (1955).

(16) Analyses for C, H, and Br were satisfactory.

(17) At least three mechanisms can be imagined. One has been suggested for analogs [ref 15a and W. R. Roth and A. Friedrich, *Tetrahedron Lett.*, 2607 (1969)].

(17a) NOTE ADDED IN PROOF. Deuterium labeling experiments show that this mechanism, in which the C<sub>5</sub> bridge migrates with inversion of configuration, is correct here.

(18) LiAlH<sub>4</sub> (72% yield) and then<sup>19</sup> Na, *tert*-butyl alcohol, and THF (68% yield).

(19) P. G. Gassman and P. G. Pape, *J. Org. Chem.*, **29**, 160 (1964).

(20) (a) J. Meinwald and P. H. Mazzocchi, *J. Amer. Chem. Soc.*, **88**, 2850 (1966); (b) G. Wittig and F. Wingler, *Chem. Ber.*, **97**, 2146 (1964).

the expected resonances.<sup>21</sup> Despite its thermal instability, II can be reduced at 0° in ether with excess LiAlH<sub>4</sub> to give after aqueous work-up and distillation a 76% yield of C<sub>6</sub>H<sub>8</sub> hydrocarbons, consisting<sup>26</sup> mainly (82%) of tricyclohexane III,<sup>2</sup> as indicated in Scheme I, contaminated with 18% of bicyclo[3.1.0]hexene.<sup>20</sup> Presumably the reaction giving III is analogous to the reduction of 7-chloronorbornadiene, which gives tricyclo[2.2.1.0<sup>2,7</sup>]hept-5-ene,<sup>27</sup> but we have been unable to isolate 3-bromotricyclo[2.2.0.0<sup>2,6</sup>]hexane.<sup>28</sup>

This simple synthesis provides tricyclohexane III in much larger quantities than were previously available.<sup>2</sup> Extending the discovery of Lemal and Shim that hydrogenation of III with palladium catalyst gives mainly methylcyclopentane and some bicyclo[2.1.1]hexane,<sup>2</sup> and extending discoveries in our laboratory that strained hydrocarbons are dimerized and isomerized by hydrogenation catalysts and related substances in the absence of hydrogen,<sup>29</sup> we studied the effects on III of [Rh(CO)<sub>2</sub>Cl]<sub>2</sub> and AgX (X = PF<sub>6</sub> or BF<sub>4</sub>), catalysts now recognized as particularly effective<sup>29f,g,30-32</sup> and different.<sup>33</sup> Both transform III into bicyclo[3.1.0]hexene (VI)<sup>20</sup> and 4-methylenecyclopentene (VII),<sup>36</sup> but the rhodium catalyst gives mainly the latter<sup>37</sup> and the

(21) In CCl<sub>4</sub>: τ 3.91, 4.26 (H<sub>2,3</sub>, J = 5.6 Hz, doublets), 5.11 (H<sub>4</sub>, multiplet, W<sub>1/2</sub> = 4.5 Hz),<sup>22</sup> 7.33 (H<sub>1,5</sub>, multiplet), 7.77 (H<sub>6</sub>, J = 2.0 Hz, triplet).<sup>23</sup>

(22) <sup>1</sup>J<sub>4,5</sub> should be 6 Hz if the protons are cis<sup>23</sup> and 2 Hz if trans.<sup>23c,24</sup>

(23) (a) H. E. Zimmerman, R. S. Givens, and R. M. Pagni, *J. Amer. Chem. Soc.*, **90**, 6096 (1968); (b) E. Ciganek, *ibid.*, **88**, 2882 (1966); (c) E. C. Friedrich, *J. Org. Chem.*, **34**, 528 (1969).

(24) (a) P. K. Freeman, M. F. Grostic, and F. A. Raymond, *ibid.*, **30**, 771 (1965); (b) P. K. Freeman, F. A. Raymond, and M. F. Grostic *ibid.*, **32**, 24 (1967).

(25) Assigned as endo because of the small splitting [cf. W. G. Dauben and W. T. Wipke, *J. Org. Chem.*, **32**, 2976 (1967); A. A. Bothner-By, *Advan. Magn. Resonance*, **1**, 195 (1965)].

(26) Isolated by glpc (5 ft × 1/4 in. 10% saturated AgNO<sub>3</sub> in benzyl cyanide on 45-60 Chromosorb W regular at 35°), and identified by pmr and ir.

(27) P. R. Story, *J. Amer. Chem. Soc.*, **83**, 3347 (1961). Similarly for 7-chloro- or tosylxynorbornene: S. Winstein, A. H. Lewin, and K. C. Pande, *ibid.*, **85**, 2324 (1963); H. C. Brown and H. M. Bell, *ibid.*, **85**, 2324 (1963).

(28) If much less than a fivefold excess of LiAlH<sub>4</sub> is used, 2-bromo-bicyclo[2.1.1]hexane, the HBr adduct of III, is isolated.

(29) (a) J. J. Mrowca and T. J. Katz, *J. Amer. Chem. Soc.*, **88**, 4012 (1966); (b) T. J. Katz, J. C. Carnahan, Jr., and R. Boecker, *J. Org. Chem.*, **32**, 1301 (1967); (c) T. J. Katz and N. Acton, *Tetrahedron Lett.*, 2601 (1967); (d) T. J. Katz, N. Acton, and I. C. Paul, *J. Amer. Chem. Soc.*, **91**, 206 (1969); (e) T. J. Katz and S. Cereface, *ibid.*, **91**, 2405 (1969); (f) T. J. Katz and S. Cereface, *Tetrahedron Lett.*, 2509 (1969); (g) T. J. Katz and S. A. Cereface, *ibid.*, 2561 (1969); (h) T. J. Katz and S. A. Cereface, *J. Amer. Chem. Soc.*, **91**, 6519 (1969); (i) T. J. Katz and S. A. Cereface, *ibid.*, **93**, 1049 (1971).

(30) H. C. Volger, H. Hogeveen, and M. M. P. Gaasbeek, *ibid.*, **91**, 218 (1969).

(31) Rhodium: (a) P. G. Gassman and F. J. Williams, *J. Chem. Soc., Chem. Commun.*, 80 (1972); (b) P. G. Gassman and T. J. Atkins, *J. Amer. Chem. Soc.*, **93**, 4597 (1971), and earlier work referred to therein.

(32) Silver: (a) L. Friedman, *ibid.*, **89**, 3071 (1967); (b) W. G. Dauben, C. H. Schallhorn, and D. L. Whalen, *ibid.*, **93**, 1446 (1971); (c) W. Merk and R. Pettit, *ibid.*, **89**, 4787, 4788 (1967); (d) J. Wristers, L. Brener, and R. Pettit, *ibid.*, **92**, 7499 (1970); (e) L. A. Paquette, *Accounts Chem. Res.*, **4**, 280 (1971); (f) M. Sakai, H. Yamaguchi, H. H. Westberg, and S. Masumune, *J. Amer. Chem. Soc.*, **93**, 1043 (1971).

(33) The products of some silver-catalyzed reactions are substrates for rhodium (ref 29f vs. ref 34; ref 35). For different catalysts giving different products see W. G. Dauben and A. J. Kielbania, Jr., *J. Amer. Chem. Soc.*, **93**, 7345 (1971), and ref 31b.

(34) L. A. Paquette and J. C. Stowell, *J. Amer. Chem. Soc.*, **92**, 2584 (1970).

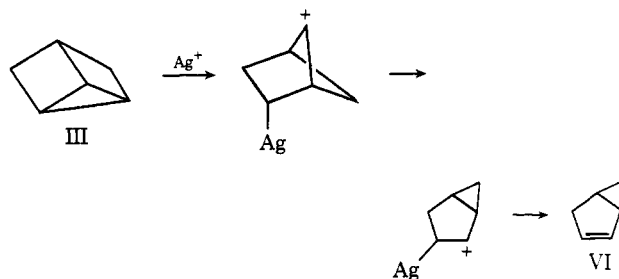
(35) L. Cassar, P. E. Eaton, and J. Halpern, *ibid.*, **92**, 6366 (1970).

(36) W. D. Huntsman, J. A. DeBoer, and M. H. Woosley, *ibid.*, **88**, 5846 (1966).

(37) III (0.53 mmol) + [Rh(CO)<sub>2</sub>Cl]<sub>2</sub> (0.056 mmol) in CCl<sub>4</sub>, 10 min at ambient temperature, gave VII and VI (4:1) in 48% yield, plus a dimer (38%) whose structure is still being determined. [(C<sub>6</sub>H<sub>5</sub>)<sub>3</sub>P]<sub>3</sub>RhCl in CCl<sub>4</sub>, 18 hr at 50°, gave the same products.

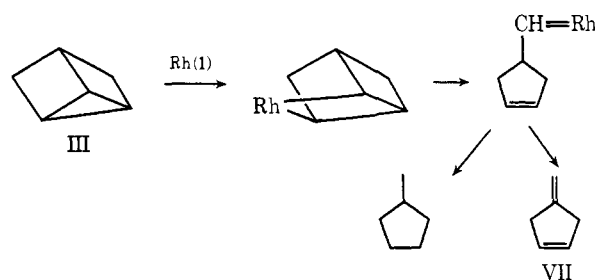
silver mainly the former.<sup>38</sup> This is in accord with analogies for the mechanisms depicted in Schemes II<sup>39</sup> and

#### Scheme II



III.<sup>29d,e,h,31</sup> The latter also provides a particularly

#### Scheme III



simple explanation for results that have previously been explained only with difficulty, why palladium-catalyzed hydrogenolysis of III gives methylcyclopentane, and of a bicyclo[1.1.0]butane with deuterium gives a 3-methylalkene doubly labeled on the methyl.<sup>40</sup>

**Acknowledgments.** We are grateful to the National Science Foundation (NSF-GP-30669X) for its support.

(38) III (0.75 mmol) + AgPF<sub>6</sub> (0.22 mmol) in CH<sub>2</sub>Cl<sub>2</sub>, 20 hr at ambient temperature, gave VI and VII (2:1). AgBF<sub>4</sub> in CDCl<sub>3</sub> gave similar results.

(39) (a) J. E. Byrd, L. Cassar, P. E. Eaton, and J. Halpern, *Chem. Commun.*, 40 (1971); (b) M. Sakai and S. Masamune, *J. Amer. Chem. Soc.*, **93**, 4610 (1971); (c) M. Sakai, H. H. Westberg, H. Yamaguchi, and S. Masamune, *ibid.*, **93**, 4611 (1971).

(40) E. Galantay, N. Paoletta, S. Barcza, R. V. Coombs, and H. P. Weber, *ibid.*, **92**, 5771 (1970).

Ronald J. Roth, Thomas J. Katz\*

Department of Chemistry, Columbia University  
New York, New York 10027

Received March 8, 1972

#### Intramolecular Photoaddition of Ketenes to Cyclohexenones

Sir:

Considerable attention has been paid in the last few years to the addition of ketenes to double bonds<sup>1</sup> and to the photoaddition of double and triple bonds to  $\alpha,\beta$ -unsaturated ketones.<sup>2</sup> In general, ketenes are not suffi-

(1) (a) Thap Do Minh and O. P. Strausz, *J. Amer. Chem. Soc.*, **92**, 1766 (1970); (b) P. R. Brook, J. M. Harrison, and A. J. Duke, *Chem. Commun.*, 589 (1970); (c) J. E. Baldwin and J. A. Kopecki, *J. Amer. Chem. Soc.*, **92**, 4874 (1970); (d) M. Rey, S. Roberts, A. Dieffenbacher, and A. S. Dreiding, *Helv. Chim. Acta*, **53**, 417 (1970); (e) L. Ghosez, R. Montaigne, A. Roussel, H. Vanlierde, and P. Mollet, *Tetrahedron*, **27**, 615 (1971); (f) R. B. Woodward and R. Hoffmann, "The Conservation of Orbital Symmetry," Verlag Chemie, Weinheim/Bergstr., 1970; (g) H. U. Wagner and R. Gompper, *Tetrahedron Lett.*, 2819 (1970).

(2) (a) P. DeMayo, *Accounts Chem. Res.*, **4**, 41 (1971); (b) P. G. Bauslaugh, *Synthesis*, 287 (1970).